

Large Size Desk Top Type Force Testers

MODEL-1320VC/1321VC

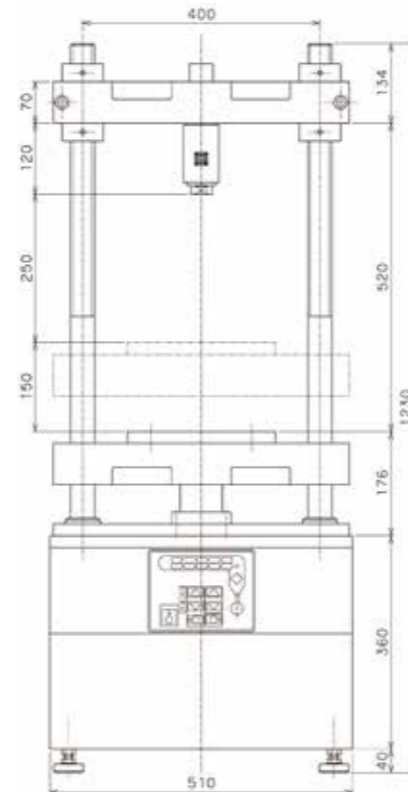
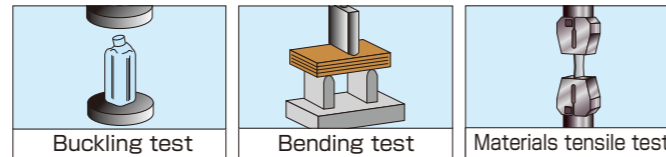
Capacity: 10kN (1000 kgf)

MODEL-1322VC/1323VC

Capacity: 5kN (500 kgf)

MODEL-1324VC/1325VC

Capacity: 20kN (2000 kgf)



*Jigs are not included. (Optional)

These models are large size testers designed for compression and tensile force tests up to 500 to 2000Kgf (5 to 20kN). They use the MODEL-1016C amplifier and display the measurement results on LCD panels. They are available in force measurement only types and force-displacement measurement types, six types in all, whose measurement force are 500Kgf, 1000Kgf and 2000Kgf. With large test stands, 800mm long columns, and 360mm column interval, these are suitable to measurement of large parts. The components and specifications may be changed according to test sample sizes of customers.

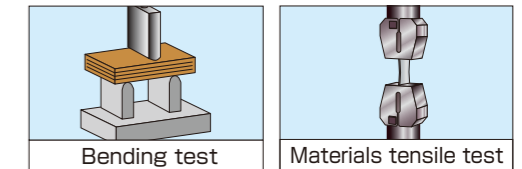
Standard Specifications

Model	1320VC	1321VC	1322VC	1323VC	1324VC	1325VC
Max.force	10 KN (1000 kgf)		5 kN (500 kgf)		20 KN (2000 kgf)	
Test speed	2 to 60 mm/min.				2 to 40 mm/min.	
Speed changing	In five steps or continuous					
Stroke	150mm					
Displacement display	None	Provided	None	Provided	None	Provided
Detector	—	Rotary encoder	—	Rotary encoder	—	Rotary encoder
Display resolution		0.01mm		0.01mm		0.01mm
Display accuracy		0.1mm		0.1mm		0.1mm
Column length	800mm					
Column interval	360mm					
Table size	250 mm dia., center M20 x 1.5					
Drive motor	DC brushless motor					
Driving mechanism	Ball screw					
Driving mechanism guide	Sliding contact					
Weight	Approx. 120 kg					
Size	W510 x H1220 x D400 mm					
Power supply	100 to 240 VAC, single-phase, 5 A					

Large Size Force Testers

MODEL-1431VC/5000-20000

Capacity: 50 to 200 kN
(5 to 20 tonf)
Force - Displacement



The MODEL-1431VC Series are multi-purpose large-size force testers designed for compression, tensile, bending and other tests of various large works at 1, 2, 5, 10 and 20tonf. They employ precision ball screws and servo motors in the driving mechanisms and rotary encoders for displacement detection. They offer repetitive tests based on the max. value, breaking values, displacement and force, constant force tests, step-force tests and so forth. They use the MODEL-1016C amplifiers. The test data and waveforms are displayed on LCD panels. Various protection devices such as safety covers and area sensors are available according to customer's safety requirements.

Standard Specifications

Model	1431VC/5000	1431VC/10000	1431VC/20000
Max.force	5 tonf (50 kN)	10 tonf (100 kN)	20 tonf (200 kN)
Test speed	0.5 to 300 mm/minute		
Speed changing	In fifteen steps or continuous		
Stroke	1000 mm	800/1200 mm (not including grip)	
Displacement display	Provided		
Detector	Rotary encoder		
Display resolution	0.01 mm		
Display accuracy	0.1 mm		
Max. display	±1000.00 mm		
Column interval	400 mm	520 mm	650 mm
Table size	□ 290 mm, M20 x 1.5		□ 400 mm
Drive motor	Servo motor		
Driving mechanism	Ball screw		
Driving mechanism guide	Linear ball bush		
Weight	Approx. 450 kg		Approx. 2000 kg
Size	W900 x H2345 x D600 mm		W1350 x H2535 x D1010 mm
Power supply	200 VAC, three-phase, 15 A		200 VAC, three-phase, 20A

*MODEL-1431VC/10000 and MODEL-1431VC/20000 are manufactured on a per-order basis to customer specifications.