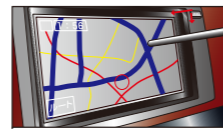


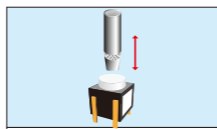
Small Size Desk Top Force Tester

MODEL-1305VC

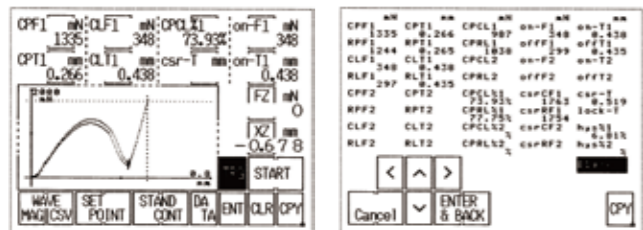
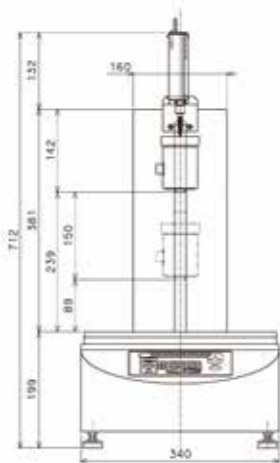
Capacity: 200 N (20 kgf)
Force - Displacement



Touch panel load measurement



Tact switch feeling test



Standard Specifications

Max. force	200N(20kgf)
Test speed	2 to 60mm/min.
Speed changing	In five steps or continuous
Stroke	150mm
Displacement display	Provided
Detector	Linear gauge
Display resolution	0.001mm
Display accuracy	0.05mm
Max. display value	30.000mm
Distance between test center & column	77mm
Table size	W330xD150mm
Drive motor	DC brushless motor
Driving mechanism	Trapezoidal screw
Driving mechanism guide system	Linear ball bush
Weight	Approx.32kg
Size	W340xH580xD430mm
Power supply	100 to 240 VAC, single-phase, 0.5A

Measurement point

	Setting
Peak Advance value	(CPF)ForceN • (CPT)Displacement mm
Bottom Advance value	(CLF)ForceN • (CLT)Displacement mm
Peak Return value	(RPF)ForceN • (RPT)Displacement mm
Bottom Return value	(PLF)ForceN • (RLT)Displacement mm
Force difference	CPF-CLF or CPF-RLF
Click rate	(CPF-CLF)/CPFx100 or (CPF-RLF)/CPFx100
Contact ON	ForceN • Displacement mm
Contact OFF	ForceN • Displacement mm
Cursor position	ForceN • Displacement mm

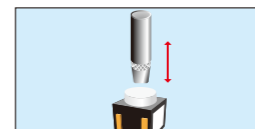
When using CF card (V-103A)

This is a small force tester designed for compression and tensile force tests up to 200N. It consists of a main unit and MODEL-1016C amplifier and is capable of testing feeling of such switches as tact switches and rubber switches by using an optionally available CF card V-103A.

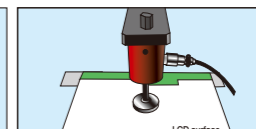
Precision force testers

MODEL-1605VC / MODEL-1605VCL

Capacity: 500N (50Kgf)
Precision force-Displacement



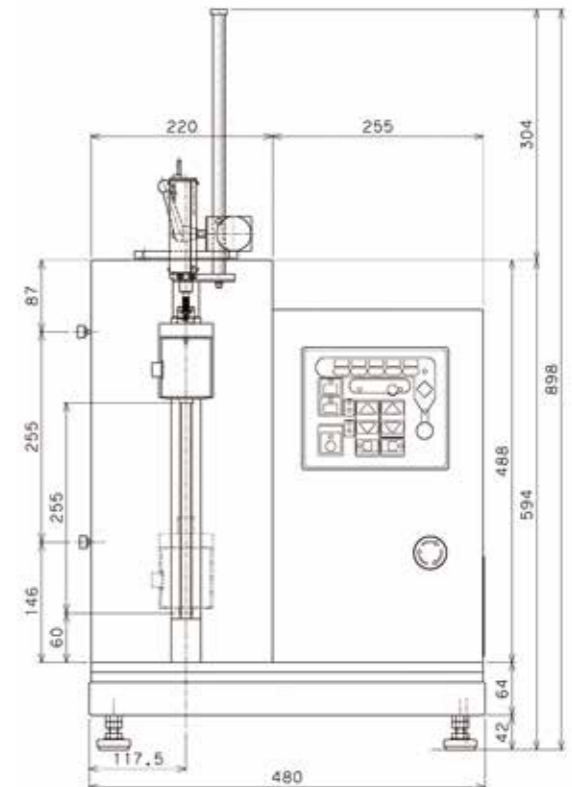
Tact switch feeling test



Bending test at preset displacement



* Jigs are not included. (Optional)



MODEL-1605 Series are highly versatile force testers capable of high precision tests. These testers can perform force-displacement tests under various conditions. They are equipped with such functions as detailed motion setting required for various force tests and pickup data management. They are suitable for testing connector mating / unmating, metal characteristics and penetration. Tensile/compressive tests in a specific environment may also be conducted. (Please contact us for a temperature range.)

Standard Specifications

Model	1605VC	1605VCL
Max. force	500N (50Kgf)	
Test speed	0.5 to 600mm/min.	
Speed changing	In fifteen steps or continuous	
Stroke	250mm	
Displacement display	Provided	
Detector	Rotary encoder	Linear gauge
Display resolution	0.01mm	0.001mm
Display accuracy	0.05mm	
Max. display value	±250.00mm	±30.000mm (When using linear gauge)
Distance between test center & column	100mm	
Table size	W475 x D150mm M10x1.5	
Driving mechanism	Ball screw	
Drive motor	Servo motor	
Weight	Approx. 50Kg	
Size	W480 x H578 x D375mm	W480 x H882 x D375mm
Power supply	100 to 240VAC, single-phase, 5A	



Tester with thermostatic oven image

Standard Configuration

MODEL-1605VC
Tester: MODEL-1605VC
Measuring amplifier: MODEL-1016C
Load cell: 1pc (Up to 500N)

MODEL-1605VCL
Tester: MODEL-1605VCL
Measuring amplifier: MODEL-1016C
Load cell: 1pc (Up to 500N)
Linear gauge: 1pc

On/Off Point Detector

For detecting On/Off points of silicon rubber switches

MODEL-0219



Standard Specifications

Input range	1, 10 & 100 kΩ (Selectable ranges)	
Setting device	10-rotation helical potentiometer with 500 even division scale	
Setting accuracy	±0.5% in each resistance range (including non-linearity & hysteresis)	
Output	(1) Analog voltage	0 to 10V in each resistance range, load resistance: 10kΩ
	(2) Monitor lamp	Red LED (Lit below set value.)
	(3) Open collector	Withstand voltage: 35V max, suction current: 50mA max. ON voltage: 1.5V max.
Response delay time	ON: 0.5 mS or less - Until open collector output goes on after lowering below set value OFF: 2mS or less - Until turning off open collector output after exceeding set value	
Temp. setting	0 to 40°C, no dew condensation	
Power supply	12 VDC (including 9 to 16.5 V ripples), 300 mA	
Size	140Wx45.5Hx140Dmm (including projections), approx. 450g (not including AC adapter)	